



September
2023



Starting School



RECEPTION



W P
WORTHINGTON
PRIMARY SCHOOL



Welcome to Worthington



Our Reception Team

Our school is two-form entry, which means that we have two classes of thirty with two teachers and two teaching assistants.

Reception Blue
Mrs Bowcott
Teacher

Reception Yellow
Mrs Lyons
Teacher(MTWTh)

Reception Yellow
Mrs Afaq
Teacher(F)

Mrs Atkinson
Teaching
Assistant.

Mrs Cross
Teaching
Assistant.

Ms Divito
Teaching
Assistant.

Mrs Bowcott teaches in Reception Blue



Mrs Lyons teaches in Reception Yellow on Monday, Tuesday, Wednesday and Thursday



Mrs Afaq teaches in Reception Yellow on Friday.



There are three Teaching Assistants who work in both Reception classes;
Mrs Atkinson Mrs Cross Miss Divito




Arrangements for the first week



We want to get to know all the children and to help them settle quickly in their new environment so we operate a slightly staggered start.

For the first day Reception pupils will attend for a full day on *either*:-

(N.B. Please see individual letter for your allotted time)

- Drop off at 9.00 am and pick up at 3.20 pm
 - All children will attend from 9.00am to 3.20pm
 - :
 - Normal School Day, arriving at 8.55am and departing at 3.30pm.
- 

Daily Routines and Important Dates

- The school day begins at 8.55a.m. and finishes at 3.30pm.
- At the start of each session parents/carers are requested to bring their child to the Reception entrance in the Early Years Foundation Stage (EYFS) playground and say goodbye to children at the door.
- Should you arrive late for any reason, you will need to sign in your child at the office.
- At the end of the day parents are requested to stand well back from the doors and wait for children to be dismissed one at a time.
- Please let the office know if someone different will be collecting your child.
- We need to know if your child has any medical needs e.g. eczema, asthma, allergy medication. Please fill in the relevant forms and return to school and also make sure they are kept up to date by informing the school office of any changes in circumstance.
- If your child is ill please ring the school office to inform us of their absence on the morning that they will not be attending.
- **Once we have received all your contact details and information you will be sent an email link to Parent Pay . All newsletters and important information are sent via Parent Pay (it is not just for payments). Please make sure you activate Parent Pay once you have received the link.**

Structure of the day




Morning : 8:55am-11.45 am

Lunch: 11.45 -1.00 pm

Afternoon: 1.00-3.30pm

8.55am	Class doors open onto playground and children enter.
9.10- 10 am	Phonics and Reading Groups
10-11.45am	Teacher-led group learning activities alongside continuous provision both indoors and outdoors
11.45-1.00 pm	Dinnertime
1.00-3.15 pm	Teacher-led group learning activities alongside continuous provision both indoors and outdoors
3.30pm	Home time





Indoor and Outdoor Classrooms

There are two Reception classrooms with inter-connecting doors. The rooms mirror each other with areas of learning and continuous provision.

Both classrooms have a book/reading area, writing table, maths area, roleplay, construction, sand or water, creative area, funky fingers (manipulative play), a carpeted area and interactive white board.

Sometimes the connecting class doors are open, so that both spaces can be used and there is also a shared outdoor area where learning continues.





School Lunches

- All children in Early Years and Key Stage 1 are entitled to a free school meal each day. Even if your child is a fussy eater, it is worth giving school meals a try. They will be sitting with their friends and are often encouraged by watching others. The midday staff are great at informing us if someone is really struggling and they will be able to change if you decide it would be better.
- Some families may be entitled to extra funding for their children. In this case we urge you to please complete and return the free school meal form. This is confidential information and your child will benefit from the funding (Free School Meal form).
- There will be a selection of different meals available each day for your child to choose from.
- Vegetarian options are available, provided you inform school of this and any other dietary requirements including allergies.
- All children eat in the hall between 11.45-12.30pm and then play with their friends in our early years play area until the afternoon session begins.



School Uniform

Uniform Suppliers

Uniforms can be ordered on line through the following suppliers

- Tru Uniforms 0161 998 1446 <https://www.tru-uniforms.co.uk>
- PSU <https://www.psupoynton.co.uk> 01625 876885
- McHugh's store in Stretford Arndale 0161 865 3142
<https://www.johnmchughschoolwear.co.uk/>
- Debonair School Wear 0161 498 0200 <https://www.debonairschoolwear.co.uk>

Uniform

- Royal blue V-neck or round neck sweatshirt /sweat cardigan with embroidered logo
- White shirt and royal blue tie or white polo shirt
- Grey trousers or skirt/pinafore (ANY)
- P.E kit –(indoor) plain white t-shirt, navy blue shorts, black pumps
(outdoor) navy track suit or joggers and school sweatshirt, plain white t-shirt , trainers
- **NB Currently all pupils are coming to school on P.E days, dressed in their OUTDOOR P.E Kit**
We will inform you if this changes.

ALL CLEARLY NAMED PLEASE





Other information:

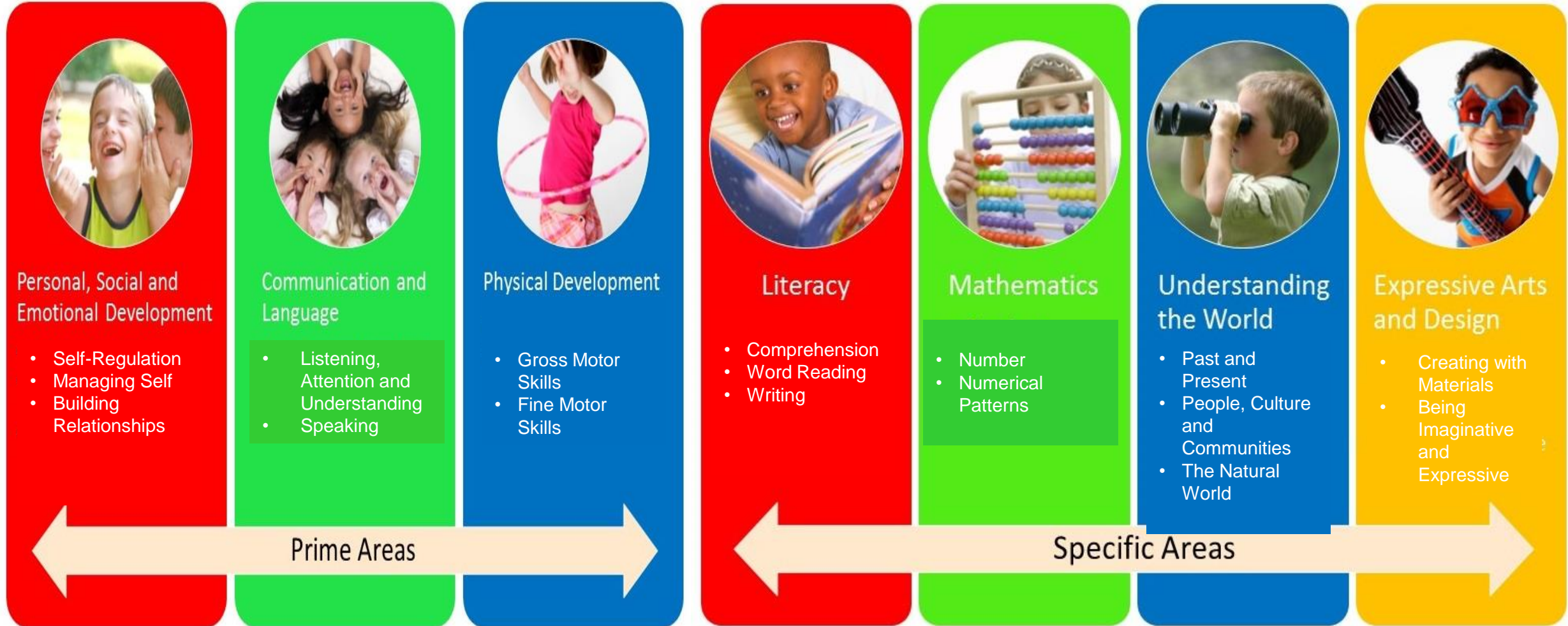
- Please put names on EVERYTHING.
- A fresh snack (fruit/vegetables) is provided daily, free of charge, by Trafford Education Authority.
- Please bring a named water bottle – water only please, no juice. This will be kept in the classroom and should be taken home each day.
- Nuts are not allowed in school so if your child is having a packed lunch, please look carefully at sandwich fillings etc before putting them in your child's lunch box.
- We ask our parents to make a voluntary contribution of £5 per half term to cover incidental cost such as cooking and play dough ingredients and items to enhance learning.
- Kids Collective before and after school club is located next to school and can be contacted via the following link

<https://kids-collective.co.uk/before-after-school-clubs/worthington-primary-school/>



The 7 areas of the Early Years Foundation Stage Curriculum.

Activities in Reception are carefully planned and organised in order to provide a range of learning experiences through purposeful and well-planned play and focused adult-led learning



Preparing for Reception.

Our Mission Statement

“We Only Reach for the Highest”

How you can help to get ready for Reception

- Talk positively about school and try not to pass on any anxieties to your child.
- Make sure your child is used to having some time away from you, if only for an hour or two.
- Give your child the opportunity to talk and play with other children and adults and extend their conversations.
- Listening attentively is as important as talking. Children need to be able to listen attentively in school. They also need to be listened to. Listening adults are essential to extend learning.
- Visit the library and make stories and rhymes a familiar part of your child’s early language experience.
- Encourage mark-making, drawing, writing, painting, using scissors and making scrapbooks.
- Play games, including memory games like I Spy, which can increase vocabulary, help concentration, encourage turn-taking and instruction following.
- Enjoy lots of activities together such as baking, setting the table, going to the park . Lots of wonderful language and incidental learning can come from everyday activities.
- Encourage your child to put on coats and cardigans by themselves and try to buy shoes with easy Velcro fastenings and let them practise.
- Encourage use of a knife, fork and spoon at meal times.
- Encourage independent use of the toilet and thorough hand-washing.
- Encourage them to tidy up after themselves and to put things away in the correct place.

Preparing for Reception.

Behaviour in School

The Worthy Way

The Worthy Way

When your child starts school at Worthington, they will quickly learn our six simple school rules which we call The Worthy Way:-

- We are kind
- We are gentle
- We listen
- We work hard
- We look after things
- We are honest

These rules provide us with a positive code of conduct agreed throughout school and upon which all rewards and sanctions are based.

You will find out more about our behaviour policy when you attend our Meet the Teacher welcome meeting in September

Preparing for Reception.

Reading and Writing

How you can help to get ready for Reception

- When your child starts school, they will be able to choose a library book as well as being given a structured reading book.
- Enjoy sharing books together and foster a love of reading by talking about the stories and asking questions to encourage observation and discussion.
- We establish patterns of listening to children read in Reception and teach reading through daily letters and sounds lessons and guided reading three times per week. There are continuous opportunities for pupils to practise and improve their reading through everyday teaching.
- Reading and writing go hand in hand. Encourage your child to draw and write whenever you can: a shopping list, birthday card; letter etc. Giving a purpose to writing gives it meaning and is an incentive to write. You may see a series of scribbles or random letters but these will have meaning to each child and will eventually develop into words that can be read by themselves and others.
- At school we develop children's handwriting and letter formation alongside phonics teaching, but pencil control takes lots of practise. You can develop manipulative skills by giving them playdough or plasticine to play with, Lego and small world toys, threading and learning finger rhymes.

Preparing for Reception.

Maths

How you can help to get ready for Reception

- Children learn to do things by the physical action of playing. Play is how children learn many of the skills and concepts they require for later learning.
- They need lots of experience at counting, sorting, matching, weighing measuring etc. Without these experiences they will be less likely to effectively cope with formal mathematics.
- Count together as much as possible in everyday situations using the language and vocabulary of maths such as more, less, fewer, long, short etc., and also encourage children to estimate. Good estimation skills are key to producing good mathematicians.
- In school we have lots of structured resources to enhance learning. At home you can use whatever is available, buttons, counters, Lego, etc.
- Shopping helps to develop early concepts of money, and baking is an excellent way to introduce weighing and comparison.



Other information:

There are some things we need you to do before the summer break, mainly involving essential form-filling:

Electronic versions of these forms have been included in the email for you to return as soon as possible.

Here is a checklist:

- Confidential Contact form including school meal requirements
- Free School Meal form (If you are entitled to extra funding for Free School Meals, we urge to complete and return this form as the funding is intended to benefit your child)
- Medical information forms



Parental Help in School

You may have a particular skill or talent which you feel would be of benefit to the school and/or have some available time on a regular basis.

You may want to help on trips to places of educational interest or have always wanted to help at the PTA fair.

Whatever and however you feel able to help, we would like to hear from you. Please approach your child's class teacher or the head of KS1, Mrs Best.

The Parent Teacher Association would love to see new faces at their meetings and details are on the school website.

As a new parent you are of course already a member of the PTA.





Thank You!

