

September
2025

Worthington
Nursery
Meet the Teacher



Our Nursery Team

**Mrs Lyons and Miss Stirrup
Class Teachers**



**Miss Brocklehurst
Teaching Assistant**



Settling in

Home Visits and staggered start

- Home visits allow us to meet children in an environment where they are comfortable and get key information to help us support their child in their transition to Nursery
- All the children have settled into Nursery really well.
- They have all been able to find their peg with their name and picture on and have been introduced to all the areas in the classroom.
- Their name card picture helps them to identify their name on not only their peg, but on their writing book and other materials that are specific to them.
- Posting their name card in the post box when they arrive at Nursery in the morning helps them not only with name recognition, but to become more independent. It also gives them something to focus on as you leave.

The Areas for Learning in Nursery are linked to the Early Years Foundation Stage Curriculum.

The 7 areas of the Early Years Foundation Stage Curriculum are:




Each half term has a different focus which includes activities to meet the objectives in all 7 areas.

Overview of topics



Nursery	Autumn 1	Autumn 2	Spring 1	Spring 2	Summer 1	Summer 2
Topic	Me, my family and my school	Seasons, celebrations, colour and light Let's Celebrate	Rhyme-Time (Julia Donaldson)	Superheroes	Growing (Jack and the Beanstalk)	Wild Animals (around the World)
Enhancements	Stay and play	Diwali Dance Workshop Christmas Performance Christmas Panto		People who Help Us – visitors to school	Planting with parents	School Trip Nursery rhyme workshop (music) Love to read invite to parents




Teaching and Learning



- The day starts with self-registration and independent learning in continuous provision
- Throughout the day, the children will sit on the carpet for an adult-led focus - Phonics, Maths, Jigsaw, Understanding of the World.
- The children will then complete an activity in small groups. (This may take place inside or outside the classroom.)
- The children will be given the opportunity to access outdoor learning with areas similar to inside the classroom.
- After outdoor learning, the children will be given milk and a fruit snack.

Afternoon sessions will follow the same pattern



Areas of the classroom

Literacy Area. Here you can read books, listen to a story or retell a story using puppets.



Maths Area. Here you can play number games, complete puzzles or play with the Numberblocks.



Writing Table. This is where all kinds of mark making takes place!



Construction Area. Here you can build, make a train track, design a model and have fun!



Water Area



Small World Area



Home Corner



Funky Fingers and Lego / Duplo Area



Playdough Area



Jigsaw (PSHE area)



Creative Area



Calm Corner




Talk Table



Little Wandle Letters and Sounds



- Little Wandle Letters and Sounds is a DfE approved phonics programme which we started using at Worthington from September 2022
- Now followed from Nursery through to Key Stage One and beyond
- It is an extremely well structured programme which uses scientific research focussed around how children learn.
- It's priorities are avoiding cognitive overload in young children and ensuring effective consistent teaching of early reading.

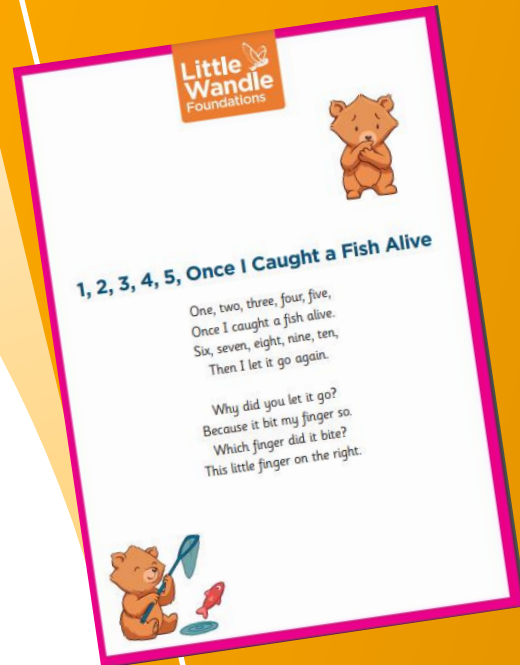


Little Wandle Letters and Sounds



In nursery, there are different aspects to the little wandle program

1) Rhyme Time - Exploring well known nursery rhymes and learning about patterns, syllables, alliteration and rhyme (Your child will receive a homework pack of activities for each nursery rhyme taught in school)



Little Wandle Letters and Sounds



2) Foundation for Phonics

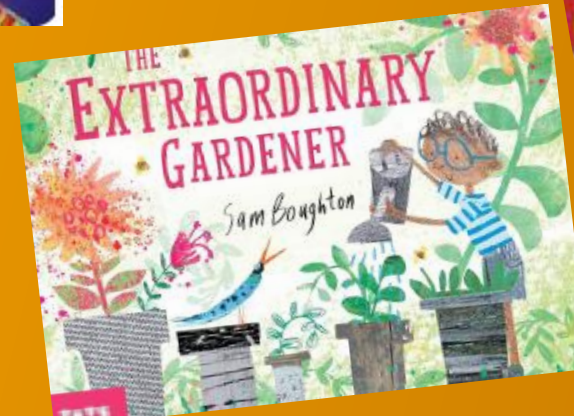
Term	Progression of sounds	Sound focus	Oral blending focus
Autumn 1	No sounds - focus on Rhyme time and settling children into your setting's routines.	<ul style="list-style-type: none"> Teach one sound each week, in the order listed on the left. (The terms are provided as a guide only - teach the sounds in order according to your setting's calendar.) In each session, play: <ul style="list-style-type: none"> What's in the box? (Learn the sound) One of these sound games: Voice sounds, Name play, Bertha the bus, Play with sounds (Practise the sound). The sound games focus on awareness of sounds in general, and words do not need to include the focus sound from the day's session. 	<ul style="list-style-type: none"> In each session, play: <ul style="list-style-type: none"> Blend from the box (Blend with the sound) One of these oral blending games: Can you do the actions? Can you touch your ... ? What's that noise? (Practise blending) The oral blending games focus on awareness of sounds in general, and oral blending words do not need to include the focus sound from the day's session.
Autumn 2	s a t p i n m		
Spring 1	d g o c k e		
Spring 2	u r h b f l		
Summer 1	j v w y z q u c h		
Summer 2	ck x sh th ng nk		

Little Wandle Letters and Sounds



3) Love of Reading - Exploring books in detail .

Over 2 weeks, children will explore the language in the book looking at the nouns and verbs used and applying them in different contexts.



Communication and Language



- Communication and Language is an important Prime Area. It involves listening, understanding and speech itself.
- Language allows us to share our ideas, thoughts, and feelings with others. When children find communicating hard they can become frustrated and unable to express their ideas.
- Almost everything that we plan in Nursery is a communication and language opportunity. This may involve encouraging the children to speak about what they have achieved or participated in through WOW moments, joining in with Nursery rhymes within a small group or simply having a chat whilst playing.
- EYFS staff have received Elklan training and we are an Elklan accredited school



Communication and Language



Talk Homework

- Each half term we will send home a 'Talk Homework' activity. This will be linked to the topic for the half term.
- Please take some time with your child to complete the task - it doesn't need to be formally recorded in anyway but is a lovely way to support your child's learning.



Wow Moments.

Help us celebrate your child's achievements...

Here in Nursery, we get excited as you do watching your child grow and develop, and would like to celebrate all their achievements – whether they happen here at Nursery or at home with you. We would love to hear from you about the things your child enjoys and achieves. It helps us to create a 'well-rounded' picture of who your child really is.

These '**Wow Moments**' can tell us about anything of interest that you'd like to share with us. For example, your child's favourite bedtime story, the day their first tooth fell out, how they built a tall Lego tower and many more besides!

Please remember that your child is unique. What he/she enjoys doing or achieves for the first time is personal to them and should be recognised whenever it takes place, regardless of when their friends did something similar. Your child's development is not a race!

Please use Class Dojo to share your child's achievements. You can message us with photos and a description of your child's achievement so that they can share these with their classmates during carpet time.



Maths

For maths we use White Rose Education maths resources.

Yearly overview

The yearly overview provides an at-a-glance progression of the mathematical areas and concepts throughout the nursery scheme. The 24 blocks can be accessed at any stage of children starting nursery. Timings are flexible to allow you to start the progression where developmentally appropriate as well as with children starting nursery in different intakes through the year or longer.

Comparison 1	Shape, space and measure 1	Pattern 1	Counting 1	Counting 2	Subitising 1
More than, fewer than, same	Explore and build with shapes and objects	Explore repeats	Hear and say number names	Begin to order number names	I see 1, 2, 3
Pattern 2	Shape, space and measure 2	Subitising 2	Counting 3	Shape, space and measure 3	Pattern 3
Join in with repeats	Explore position and space	Show me 1, 2, 3	Move and label 1, 2, 3	Explore position and routes	Explore patterns
Counting 4	Shape, space and measure 4	Subitising 3	Comparison 2	Pattern 4	Shape, space and measure 5
Take and give 1, 2, 3	Match, talk, push and pull	Talk about dots	Compare and sort collections	Lead on own repeats	Start to puzzle
Pattern 5	Subitising 4	Counting 5	Pattern 6	Counting 6	Comparison 3
Making patterns together	Make games and actions	Show me 5	My own pattern	Stop at 1, 2, 3, 4, 5	Match, sort, compare

Activities for each block are fun and practical and are a mix of adult led and independent tasks.

Step 1

In this small step, children will collect objects to compare amounts. Begin with an empty box or basket and ask, "What could I put in my ...?" Model making a collection of teddies. Talk about the objects as you put them into the box.



Then, make another collection of different objects. Explain to children that it is still your collection, but now it's a collection of different things.

*The school calculation policy can be found on the school website

Physical Development

P.E.

In the Autumn term in Nursery, we teach gymnastics every Friday morning. Please make sure on this day your child wears joggers or leggings. The children go barefoot for PE and so please encourage them at home to learn how to take their shoes and socks on and off!

We try to take part in the Daily Mile twice a week. This involves us all running (jogging) together round the 200m AstroTurf track. The children love it and we obviously only encourage them to do their best with no expectation of them being able to do a mile. By the end of the year, many can do 8 laps which is a mile.

Gross Motor Skills

Children are given the opportunity every day to develop their coordination and gross motor skills in our outdoor area using the bikes, trail, climbing frame, stepping stones, balancing tracks as well as various games equipment

Fine Motor Skills

Activities are provided especially to develop children's fine motor skills and to encourage correct pencil grip. We call this our 'funky fingers' area and activities include threading, using tweezers, pegs, lolly sticks, geo boards, peg boards and many more fun ideas to exercise little fingers and upper arm strength.



Being Me in My World



Celebrating Difference



Dreams & Goals



Healthy Me



Relationships



Changing Me

Welcome to the Jigsaw teaching and learning materials for ages 3-4.

Jigsaw is sequential, the six puzzles (units) starting with 'Being Me in My World' (BM) at the beginning of the school year and working through to the end of the year:

1.BM (Being Me in My World)

'Who am I and how do I fit?'

2.CD (Celebrating Difference)

Respect for similarity and difference. Anti-bullying and being unique

3.DG (Dreams and Goals)

Aspirations, how to achieve goals and understanding the emotions that go with this

4.HM (Healthy Me)

Being and keeping safe and healthy

5.RL (Relationships)

Building positive, healthy relationships

6.CM (Changing Me)

Coping positively with change

Each puzzle has six lesson plans accompanied by all of the teaching and learning materials needed to deliver them.

Rewards



- In Nursery we encourage good behaviour through rewarding the children with stickers, praise, encouragement and reporting back to you on their achievements. We have our own class reward system whereby we collect stars, and if we achieve all ten, the children get to pick a prize.
- We will always encourage the children to follow the Worthington Way, which is our set of school rules. We only use 'Time Out', which is 2 minutes thinking time with a sand timer, if absolutely necessary, and we always follow it up with a 1:1 discussion with the child.
- Children have been encouraged to self regulate with the use of the colour monsters which are linked to zones of regulation

The Worthy Way



Friendly
We are gentle
We don't hurt others



Considerate
We are kind and helpful
We don't hurt anybody's feelings



Respectful
We listen
We don't interrupt




Truthful
We are honest
We don't cover up the truth



Focused
We work hard
We don't waste our time or other's time



Careful
We look after property
We don't waste or damage things



Class Dojo



Worthington Primary School

40 teachers · 627 parents

- Story
- Calendar
- Chats
- Points
- Directory
- Schoolwide Center
- Insights

Your Classes

- All classes
- New Class
- Nursery 2025/26**
- Reception 2025-26
Mrs Bowcott
- Demo Class

Archived Classes



Mrs. Lyons
Nursery 2025/26

2 hours ago



Another brilliant morning in Nursery today. Well done to our new starters who have settled in well and who are making new friends already 😊

9 likes 22 views

Like

Comment

- Class dojo is our main form of communication.
- Photos, reminders and key dates can be found on our class dojo page.
- You can also send us messages but if reporting absence or a matter of importance, please contact the school office.

What does your child need to bring?

- Each child needs a bottle of water and a balanced packed lunch (if staying all day).
- A bag with some spare clothes in which can be hung on their peg.
- Your child can keep a waterproof coat and a pair of wellies in our cloakroom and these need to be labelled with your child's name.
- We ask that children do not bring any toys or keepsakes in from home as we do not want any items being lost or damaged.






Donations



- To help us provide varied resources to support learning in Nursery, we may occasionally ask for donations from parents and carers.


For example:

- Ingredients for playdough
- Packets of seeds for our Science work
- Household items for our role play area.
- Money towards a particular resource (£5 contribution)



Home Reading

- Children in Nursery will change their books on a Monday and Friday.
- We will help your child choose two books for them to listen to and explore at home with you.
- We will provide a reading record to keep track of the reading going on at home.





Thank You!

