



Welcome to Meet The Teacher

Year One

Welcome to Key Stage One



Our department consists of four classes:

Year One Blue – Miss Grover

Year One Yellow – Mrs Astell

Year Two Blue – Mrs Houldsworth

Year Two Yellow - Mrs Afaq/Mrs Best (Assistant Head - KS1 lead)

Key Stage One Teaching Assistants – Mrs Flaherty, Mrs Heath, Miss Clegg, Mrs Wardil, Miss O'Rourke, Miss Divito and Mrs Cookson





Year One staff appreciate that the move from Reception to Year One can be a big step for some children.

For this reason in the first half of the year we take a balanced approach to whole class lessons. For example, we begin with whole class lessons for phonics and maths. At other times, children can access continuous provision with adult-led learning.

We kindly ask parents for a donation of £5 per term to provide enhancements for our continuous provisions. This is payable in cash please at the start of each new term.

School Website



<https://www.worthington-primary.trafford.sch.uk/>

Here you will find details of our curriculum and information about your child will be learning. Today's meeting is to signpost you to some of that information.



Worthington Primary School

We Only Reach for The Highest



Home



About Us



Key Information



Our Learning



Parent/Carer Information



Wellbeing



Quick Links



Contact Us



Year 1 Maths

Over the last two years, we have been working with the Turing Maths Hub to enable us to fully start following a 'Mastery Approach' to teaching Maths.

This year, from Year 1, we will be following a new Scheme of Learning. The Oak National Academy scheme follows the National Curriculum and breaks it down into smaller steps.

- Maths mastery is a teaching approach focused on developing a deep, long-term, and adaptable understanding of mathematics, rather than just rote memorisation. It emphasizes that all students can learn maths at the same rate by thoroughly mastering one topic before moving to the next.
- For more information: <https://www.ncetm.org.uk/teaching-for-mastery/mastery-explained/>



Year 1 Maths

Knowledge Organisers: We will be reviewing our Knowledge Organisers this year once our new Curriculum has been embedded across school.

The topics for your child's year group can be found on their year group overview and you can also find out more information on their small steps on Oak National Academy's website: <https://www.thenational.academy/teachers/curriculum/maths-primary/units>



Year 1 Phonics

In Year 1 we will be continuing with Little Wandle (our chosen accredited systematic, synthetic phonics programme) journey.

The children are working within Phase 4 and we will send out weekly details of the learning.

Shortly before half-term, we will begin Phase 5. This is the expectation for Year 1.

Phonic Sessions:

- The phonic sessions are discrete teaching sessions which build on the children's previous knowledge.
- Every day the children will have a phonics lesson – frequent short bursts of direct teaching
- This will follow a specific sequence – consistency across the school
- Each lesson will follow the same format - this helps to reduce cognitive overload
- Each session allows repeated practise – practise makes permanent
- Resources are consistent across the school to help the children make learning stick

Little Wandle



Year 1 Reading



Practice Reading Sessions

In addition, to teaching phonics the scheme allows us to teach early reading through fully decodable books which are carefully matched to the children's phonic development. The children will in a group over three sessions. Over these three sessions the children will read the same book allowing the time to practise and develop fluency in their reading. 'Practise makes permanent' – a mantra developed throughout early reading. Each reading session will have a specific focus.

Session One – time to decode and read the books

Session Two – re-read and develop the children's prosody (ability to read fluently and with expression)

Session Three – re-read and develop comprehension of the text read

Breaking the sessions down like this ensures children's working memory isn't overloaded. In addition, it allows children repetitive practise to apply their letters and sounds learnt in the direct phonic sessions.



Year 1 Reading



Reading Books home

Individual books will continue being sent home as stated in the reading letter.

Online E-Book – this book will be the book your child has read in their reading session in school that week. Over the coming weeks we will be sending out details of how you can access these e-books. The books are fully decodable and matched to your child's phonic development, and will enable you to support them throughout their phonic journey.

Independent Book – this book will be fully decodable and is for you to use to practise your child's fluency. You may feel at times it seems 'easy' for your child but please rest assured that your child needs this time to reinforce and practise their reading with the security of a book they can read fluently.

Sharing Book - these books are made up from our other reading scheme books that are not fully decodable. As part of a validated scheme the books children read need to be fully decodable. This has left many books 'redundant'. However, we will be sending these books home as an additional book you can enjoy with your children; please be aware there will be some words they will need support with. We have placed a sticker on these books so you know which book isn't fully decodable.

It is extremely important you encourage your child to read at home. It is important to still listen to them and discuss what they have read. Therefore we are encouraging you to write in their reading diaries when you have read. We will monitor these frequently and the children will receive a stamp each week if they have read to an adult/older sibling. Once they have received 10 stamps they will be able to choose a prize out of the lucky dip.





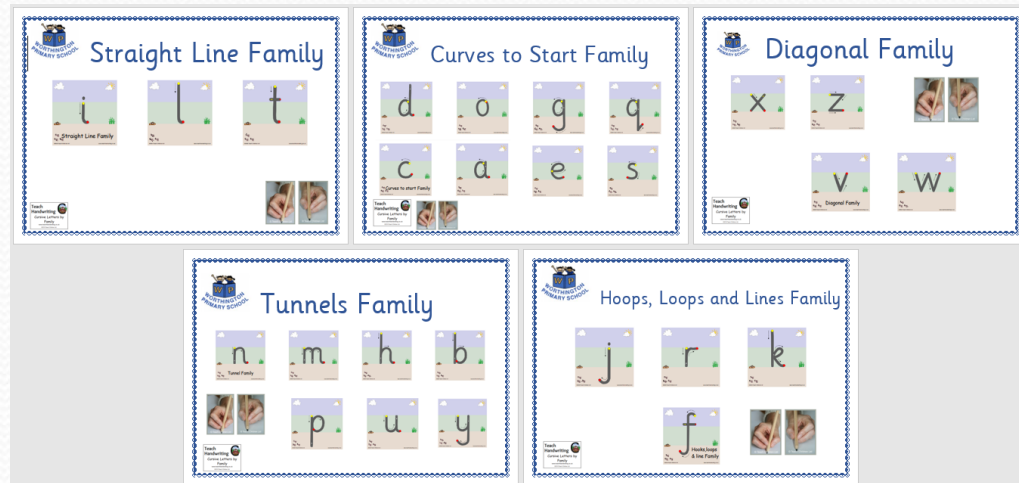
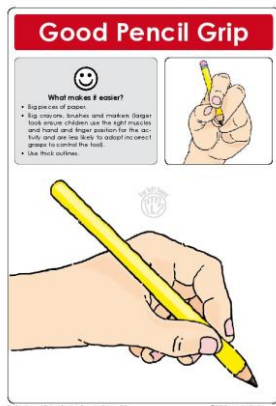
Year 1 Writing

<http://www.teachhandwriting.co.uk/>



In Year One the aim is to develop every element of writing to ensure the children move into Year Two as independent writers. Writing is like a jigsaw where all the pieces come together over time.

Handwriting – It is essential that children develop the correct pencil grip and form their letters correctly, starting and finishing in the correct place. This will make joining much easier as they progress through school. We develop the children's understanding of the letter families:





Year 1 Writing



Transcription – letters and sounds is an essential aspect of learning to spell in Year One. The children will have access to word banks, spelling journals as well as being encouraged to ‘have a go’ at sounding out more difficult words.

Vocabulary, Grammar and Punctuation – this is taught continually within the English lessons creatively.

Composition - We look at different genres of text in both reading and writing – looking at their purposes and format. The overview of these genres can be found on our class overview.




Year 1 Learning

Year One begin their journey into Key Stage One (KS1). During Key Stage One we teach the National Curriculum which includes all the different subjects. This includes: Geography, History, Science, Computing, Spanish, Music, PE, Art, PSHE and DT.

In KS1 we teach these subjects within a theme as this makes the children's learning more meaningful, however, we tell the children which subject it is.

We have created an overview of the year which includes the topics being covered. For some subjects these are titled with an enquiry question.





Year One Overview



YEAR ONE	Autumn 1	Autumn 2	Spring 1	Spring 2	Summer 1	Summer 2
Topic	Street Detectives	This is Me!	London's Burning		Glorious Gardens	Explorers
Enhancements	Walk round Sale Moor Author visit	Parents invited in to make photo frames Winter Comfy Reads Panto in School	Wider Ops - Music	London's Burning performance KS1 Dance Competition Wider Ops - Music		Manchester Airport (Runway Visitors Centre)
Maths	Counting, recognising and comparing numbers 0-10 Counting to and from 20 Counting in tens – decade numbers Pattern in counting from 20 to 100 Comparing quantities – part part whole relationships Composition of numbers 0-5 Recognise, compose, decompose and manipulate 2D and 3D shapes		Recognise, compose, decompose and manipulate 2D and 3D shapes Composition of numbers 6-10 Additive structures: addition Additive structures: addition and subtraction Addition and subtraction facts within 10		Composition of numbers 11 to 19 Numbers 0 to 20 in different contexts Unitising and coin recognition - counting in 2s, 5s and 10s Unitising and coin recognition - value of a set of coins Solving problems in a range of contexts Position and direction including fractions of turns Time - sequencing events and telling the time to the hour and half hour	
Writing Focus	To Inform - Letter writing	To Entertain Narrative – Augustus and his Smile Performance Poetry	Katie in London To Inform – Non-Chronological Report about London To Recount – Diary	Great Fire of London (Non-fiction book) To Inform - Instructions To Entertain - Counting poem	To Entertain Narrative – Don't Spill the Milk – Write own version based in Sale Moor To Inform – Instructions on planting cress	Narrative - The Great Explorer Unfortunately, / Fortunately, story To entertain – Poetry – Riddles (What am I?)
Reading Focus	Traditional Stories The Gingerbread Man	Narrative Augustus and his Smile	Familiar Setting Katie in London	Non-Fiction Book Great Fire of London	Stories from other cultures Don't Spill the Milk	Adventure narrative The Great Explorer
Science		How can we organise all the zoo animals?		Is there a pattern in the types of materials	How do my cress seeds change over time?	

				that are used to make objects in a school?		
	Autumn	Winter		Spring	Summer	In which season does it rain the most?
History	Why is there a blue plaque in Sale Moor?			How did Samuel Pepys help us to find out about the GFoL?		How did the Wright Brothers succeed where others hadn't?
Geography	How can we describe Sale Moor?		What did Katie see in London?			Why do we have different weather?
Art		How can you manipulate paper to create a 3-D sculpture?		How do artists create a colour splash?		How do artists use tools to create different lines and shapes?
D and T		How can we make our photo frames stable?	How can we make a picture move?			Which fruit make the best fruit kebabs?
RE	Who is a Christian and what do they believe? Christianity		How and why do we celebrate special and sacred times? All Religions		What does it mean to belong to a faith community? Christian, Muslim and Jewish	
Music	Keeping the pulse	Tempo	Wider Ops - Ocarina	Performance – Great Fire of London Wider Ops - Ocarina	Dynamics	Sound patterns
PE	Football/Tennis	Gymnastics/Hockey	Volleyball/Basketball	Dance/Golf	Cricket/Athletics	Rounders/Athletics
PSHCE	Being Me in My World	Celebrating Difference	Dreams and Goals	Healthy Me	Relationships	Changing Me
Computing	How can I log on and off on the computer?	How does Smartie the Penguin help us to stay safe on the computer?	What is an algorithm?		How can I use technology to combine text with photographs, graphics and drawings?	
Outside Learning Opportunities	Literacy – sentence building (Builder's Yard)	Art - 3D sculptures using natural materials – make a display.	ICT - Grid on the floor, program movements to get to	Science - Material hunt- natural and man-made, sorting into groups.	Maths - directional work	Art - Sketching



Year 1 Homework

Reading at Home – The children are expected to read daily. This only needs to be ten/fifteen minutes a day but it is important it is regular to build up fluency. We will aim to change their books on a Monday or a Tuesday so please send book bags in on those days.

Maths – Maths Packs will be handed out within the next two weeks. They have lots of ideas on how to supplement your child's Math's learning.

Talk Homework – this will be sent home via Class Dojo on a Friday. This will be linked to prior learning within our topics.



Year One Home Learning



Please support your child to practise and reinforce the phonemes and graphemes we are learning in school. More information and support can be found on the Little Wandle website - <https://www.littlewandlelettersandsounds.org.uk/resources/for-parents/>

Focus: Week 1- Phase 5

The phonemes/graphemes we covered this week are:

/ee/ y funny

/e/ ea head

/w/ wh wheel

/oa/ oe ou toe shoulder

The tricky words we covered this week are:

any

many

again

Some of the sentences we have read this week are:

Look at the happy children being silly on the beach.

I was sitting on a boulder with my toes in the water.

The e-book your child has read this week is:





Year 1 Homework

Useful websites:

<https://home.oxfordowl.co.uk/> - for home

<https://www.littlewandlelettersandsounds.org.uk/resources/for-parents/>



Assessment in Year 1

The children are continually assessed in a variety of ways throughout the school year to inform our planning and teaching.

We do begin to develop a more structured approach in Year One to assessment in the form of tasks or activities which are all completed in a very reassuring way.

- End of term checks
- Phonics screening – Week of Monday 8th June 2026
<https://home.oxfordowl.co.uk/at-school/primary-school-assessment-tests/year-1-phonics-screening-check/>

We Only Reach for The Highest

We are constantly reviewing our behaviour policy. Last year, we worked with the children to revamp our Worthington Way. The children looked at different values to express each rule. These are displayed in every classroom and around the school.

Careful

We look after property

We don't waste or damage things

Truthful

We are honest

We don't cover up the truth

Considerate

We are kind and helpful

We don't hurt anybody's feelings

Respectful

We listen

We don't interrupt

Focused

We work hard

We don't waste our time or others' time

Friendly

We are gentle

We don't hurt others



We Only Reach for The Highest

Our behaviour policy reflects the Worthington Way and so we expect the children to follow these rules around the school.

If they do, they can be rewarded with house points, stickers, 'WORTH' certificate and class awards.

If they don't follow the Worthington Way or misbehave then we have a system as written in our behaviour policy which all staff follow. All behaviour will be responded to in a consistent, fair and proportionate manner. When giving behaviour sanctions, staff will also consider what support could be offered to a pupil to help them to meet behaviour standards in the future.

Sanctions may include: reminders, timeout appropriate to a child's age, seeing a member of SLT, parents being called.



Our PSHE Scheme



We follow Jigsaw for our PSHE lessons. It covers 6 main themes:

Being Me in My World - 'Who am I and how do I fit?'

Celebrating Difference - Respect for similarity and difference. Anti-bullying and being unique

Dreams and Goals - Aspirations, how to achieve goals and understanding the emotions that go with this

Healthy Me - Being and keeping safe and healthy

Relationships - Building positive, healthy relationships

Changing Me - Coping positively with change

Each half-term, we will put on Dojo what information will be covered in case you have any questions you want to ask before we teach that topic.

What do I need to remember for Year 1?

Water – Named bottle

Uniform – Full school uniform on days that PE Kit is not worn. Earrings should be plain studs only - no hoops/dangly earrings. Earrings should not be worn at all on PE days. Newly-pierced earrings that need to stay in for 6 weeks can be taped until they can be taken out.

No necklaces or bracelets/wristbands are allowed (unless religious)

Hair - Must be tied back.

Trails – Please do not use the trail or the new outdoor area before or after school.

P.E Days – Y1 Blue (Tuesday and Wednesday)

Y1 Yellow (Monday and Wednesday)



Communication

If you need to contact us directly, please do so via Class Dojo. We will aim to respond to you by the end of the next working day.

Mrs Astell – castell@worthingtonprimary.co.uk

Miss Grover - mgrover@worthingtonprimary.co.uk

Any changes to the end of the day/absences then please contact the office.

Please make an appointment to see us if you need to discuss any concerns.



We will share updates about the children's learning at the end of the week or incidentals throughout the year. If you are not on, please join.



Any questions?